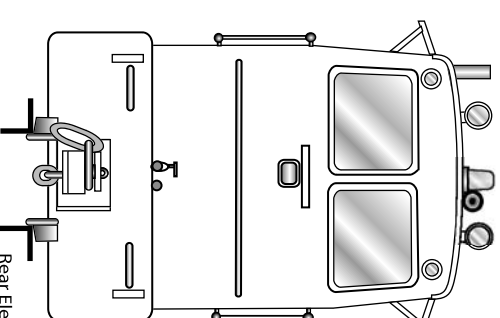
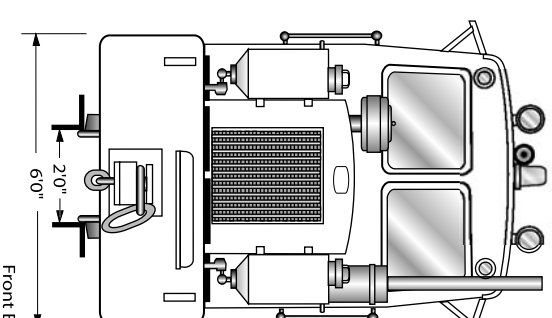
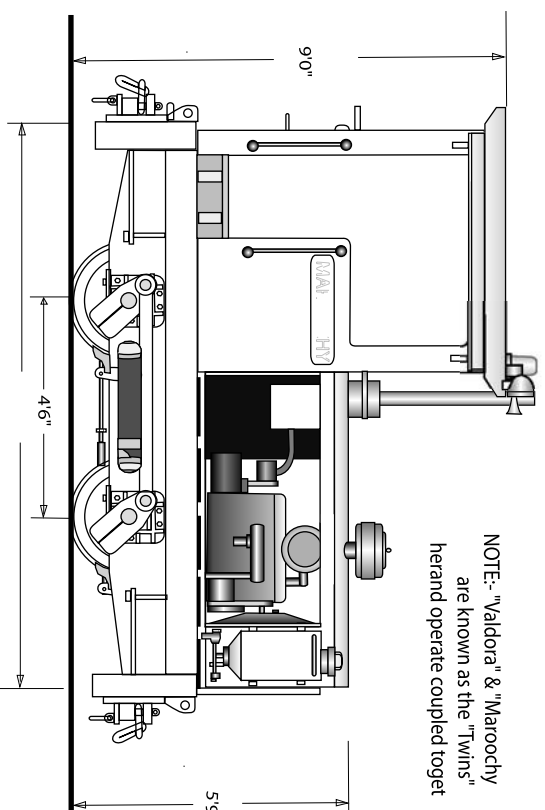


Left Side Ele



Rear Ele

NOTE:- "Valdora" & "Maroochy" are known as the "Twins" her and operate coupled toget



Front Ele

MORETON SUGAR MILL (Nambour) Baldwin Diesel Locomotive "MAROOCHY"

Scale $\frac{1}{4}$ inch = 1 foot 1 : 48

drawn by Jim Fainges 1997
digitised Feb 2005